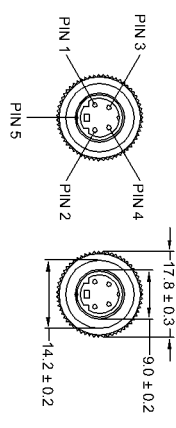
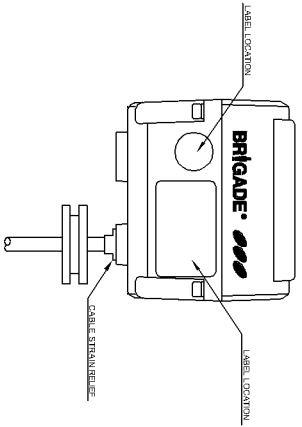
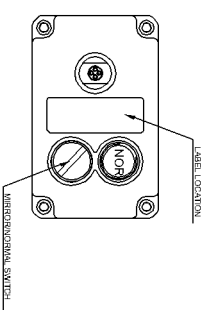
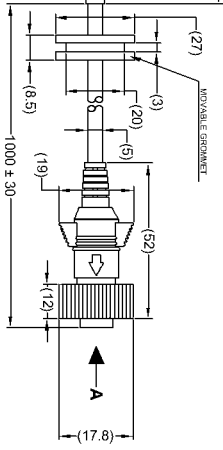
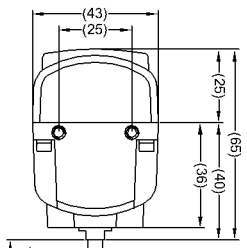
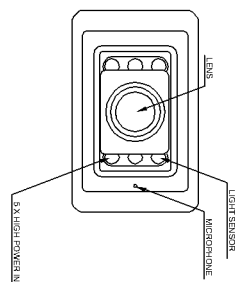
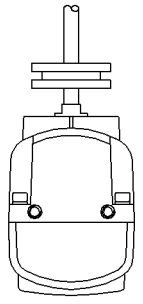
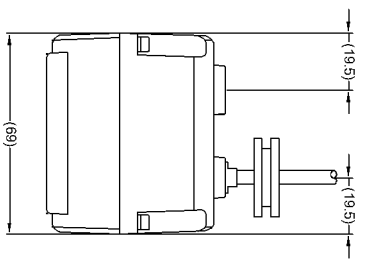


Revision Notes			
R1 -			
APPA -	Drawn:-	Checked:-	Approved:-
			Date:-



4 PIN MINI DIN MALE MATING FACE

PIN #	WIRE COLOUR	DESCRIPTION
1	YELLOW	VIDEO
2	RED	+12V
3	BLUE	N.C.
4	WHITE	AUDIO
5	BLACKSHIELD	GND

NOTES:

1. REFER TO "PRODUCT SPECIFICATION" FOR MORE DETAILS.
2. REFER TO COMPONENT DRAWINGS FOR COMPONENT DETAILS.
3. ENSURE SELF AMALGAMATING TAPE IS USED DURING INSTALLATION.
4. ANY CUSTOMER MODIFICATION OF THIS PRODUCT CAUSING SUBSEQUENT FAILURE IS NOT A LIABILITY OF BRIGADE ELECTRONICS PLC.
5. FOR PRODUCT LABEL REFER TO LATEST REVISION OF DRAWING BE-002900-XX-14.

PROPRIETARY NOTICE

THIS DESIGN AND TECHNICAL INFORMATION APPEARING ON THIS DRAWING IS THE PROPERTY OF BRIGADE ELECTRONICS, AND IS DISCLOSED IN CONFIDENCE. IT IS NOT TO BE COPIED, REPRODUCED, REVEALED TO OR EXPLOITED BY OTHERS, EITHER IN WHOLE OR IN PART WITHOUT THE EXPRESS WRITTEN CONSENT OF BRIGADE ELECTRONICS.

VIEW A



<p>Angle of Projection</p>		<p>Third Angle</p>	
Assembly PI Approval T.CHOI		Approved by B.JOHN	
Status RELEASED		Checked by R.BATES	
Part No #3502A		Released 27/06/14	
BE-801C(40)-C		Drawn by A.FEDERIGHI	
BE-002939-00-14		Assembly Ref	